

# Notes for *Piggy Bank*

**Level:** Grades 1-3

**Recommended # of Players:** 2-5

**Materials:** *Piggy Bank cards (nickel, dime or quarter version)*

**Math Skills:** Addition; counting on; 5's combinations (nickel version); 10's combinations (dime version); 25's combinations (quarter version); coin identification

## **Mathematical benefits**

The *Piggy Bank* family of games introduces children to standard U.S. coins. These games also provide opportunities for children to partition numbers. In the Nickel version, children partition 5 into 2 parts; in the Dime and Quarter versions, children partition 10 or 25 (respectively) into several parts. Students are able to recognize that there is more than one way to make 10 or 25, and begin to see connections. This game also builds a stronger understanding of part- whole relationships among numbers. This set of games also encourages students to begin counting on (counting from 5 for example "5, 6, 7...") as opposed to counting all (beginning at 1 each time).




# Nickel Piggy Bank

**Materials:** Nickel Piggy Bank Cards; plate or bowl for each player

**To play:**

1. Each player takes a “bank” (a plate or bowl)
2. Players decide who will be the dealer. The dealer deals all of the cards so that every player has the same number. Players put their cards in a stack, face down, so they cannot see them. If any cards are left over, these are placed in the middle, face up, so that all players can see them. This is the DISCARD pool. In the DISCARD pool, players can see all of the cards, face up.
3. Players decide who will go first.
4. Players take turns flipping over the top card on their stack. If the card shows 5 cents, they can put the card in their bank.
5. If the card does not show 5 cents, players try to find a card in the DISCARD pool that will make 5 cents when added with their card.
6. If players cannot make 5 cents with their card and a card in the pool, they put the card face up in the DISCARD pool, and their turn is over.
7. The game ends when all players run out of cards in their stacks. The player with the most money (NOT the most number of cards) in their bank is the winner.



Note: At the end of the game, players may not take 2 cards that add up to 5 cents from the DISCARD pool.



# Dime Piggy Bank

**Materials:** Dime Piggy Bank Cards; plate or bowl for each player

**To play:**

1. Each player takes a “bank” (a plate or bowl)
2. Players decide who will be the dealer. The dealer deals all of the cards so that every player has the same number. Players put their cards in a stack, face down, so they cannot see them. If any cards are left over, these are placed in the middle, face up, so that all players can see them. This is the DISCARD pool. In the DISCARD pool, players can see all of the cards, face up.
3. Players decide who will go first.
4. Players take turns flipping over the top card on their stack. If the card shows 10 cents, they can put the card in their bank.
5. If the card does not show 10 cents, players try to find a card or cards in the DISCARD pool that will make 10 cents when added with their card.
6. If players cannot make 10 cents with their card and cards in the pool, they put the card face up in the DISCARD pool, and their turn is over.
7. The game ends when all players run out of cards in their stacks. The player with the most money (NOT the most number of cards) in their bank is the winner.



Note: At the end of the game, players may not take sets of cards that add up to 10 cents from the DISCARD pool.



# Quarter Piggy Bank

**Materials:** Quarter Piggy Bank Cards; plate or bowl for each player

**To play:**










1. Each player takes a “bank” (a plate or bowl)
2. Players decide who will be the dealer. The dealer deals all of the cards so that every player has the same number. Players put their cards in a stack, face down, so they cannot see them. If any cards are left over, these are placed in the middle, face up, so that all players can see them. This is the DISCARD pool. In the DISCARD pool, players can see all of the cards, face up.
3. Players decide who will go first.
4. Players take turns flipping over the top card on their stack. If the card shows 25 cents, they can put the card in their bank.
5. If the card does not show 25 cents, players try to find a card or cards in the DISCARD pool that will make 25 cents when added with their card.
6. If players cannot make 25 cents with their card and cards in the pool, they put the card face up in the DISCARD pool, and their turn is over.
7. The game ends when all players run out of cards in their stacks. The player with the most money (NOT the most number of cards) in their bank is the winner.












Note: At the end of the game, players may not take sets of cards that add up to 25 cents from the DISCARD pool.

Nickel Piggy Bank 5 cents Nickel Piggy Bank 5 cents Nickel Piggy Bank 5 cents Nickel Piggy Bank 5 cents  
Nickel Piggy Bank 5 cents Nickel Piggy Bank 5 cents Nickel Piggy Bank 5 cents Nickel Piggy Bank 5 cents  
Nickel Piggy Bank 5 cents Nickel Piggy Bank 5 cents Nickel Piggy Bank 5 cents Nickel Piggy Bank 5 cents  
Nickel Piggy Bank 5 cents Nickel Piggy Bank 5 cents Nickel Piggy Bank 5 cents Nickel Piggy Bank 5 cents  
Nickel Piggy Bank 5 cents Nickel Piggy Bank 5 cents Nickel Piggy Bank 5 cents Nickel Piggy Bank 5 cents  
Nickel Piggy Bank 5 cents Nickel Piggy Bank 5 cents Nickel Piggy Bank 5 cents Nickel Piggy Bank 5 cents  
Nickel Piggy Bank 5 cents Nickel Piggy Bank 5 cents Nickel Piggy Bank 5 cents Nickel Piggy Bank 5 cents  
Nickel Piggy Bank 5 cents Nickel Piggy Bank 5 cents Nickel Piggy Bank 5 cents Nickel Piggy Bank 5 cents  
Nickel Piggy Bank 5 cents Nickel Piggy Bank 5 cents Nickel Piggy Bank 5 cents Nickel Piggy Bank 5 cents  
Nickel Piggy Bank 5 cents Nickel Piggy Bank 5 cents Nickel Piggy Bank 5 cents Nickel Piggy Bank 5 cents  
Nickel Piggy Bank 5 cents Nickel Piggy Bank 5 cents Nickel Piggy Bank 5 cents Nickel Piggy Bank 5 cents  
Nickel Piggy Bank 5 cents Nickel Piggy Bank 5 cents Nickel Piggy Bank 5 cents Nickel Piggy Bank 5 cents  
Nickel Piggy Bank 5 cents Nickel Piggy Bank 5 cents Nickel Piggy Bank 5 cents Nickel Piggy Bank 5 cents  
Nickel Piggy Bank 5 cents Nickel Piggy Bank 5 cents Nickel Piggy Bank 5 cents Nickel Piggy Bank 5 cents  
Nickel Piggy Bank 5 cents Nickel Piggy Bank 5 cents Nickel Piggy Bank 5 cents Nickel Piggy Bank 5 cents  
Nickel Piggy Bank 5 cents Nickel Piggy Bank 5 cents Nickel Piggy Bank 5 cents Nickel Piggy Bank 5 cents  
Nickel Piggy Bank 5 cents Nickel Piggy Bank 5 cents Nickel Piggy Bank 5 cents Nickel Piggy Bank 5 cents  
Nickel Piggy Bank 5 cents Nickel Piggy Bank 5 cents Nickel Piggy Bank 5 cents Nickel Piggy Bank 5 cents  
Nickel Piggy Bank 5 cents Nickel Piggy Bank 5 cents Nickel Piggy Bank 5 cents Nickel Piggy Bank 5 cents  
Nickel Piggy Bank 5 cents Nickel Piggy Bank 5 cents Nickel Piggy Bank 5 cents Nickel Piggy Bank 5 cents  
Nickel Piggy Bank 5 cents Nickel Piggy Bank 5 cents Nickel Piggy Bank 5 cents Nickel Piggy Bank 5 cents  
Nickel Piggy Bank 5 cents Nickel Piggy Bank 5 cents Nickel Piggy Bank 5 cents Nickel Piggy Bank 5 cents  
Nickel Piggy Bank 5 cents Nickel Piggy Bank 5 cents Nickel Piggy Bank 5 cents Nickel Piggy Bank 5 cents  
Nickel Piggy Bank 5 cents Nickel Piggy Bank 5 cents Nickel Piggy Bank 5 cents Nickel Piggy Bank 5 cents  
Nickel Piggy Bank 5 cents Nickel Piggy Bank 5 cents Nickel Piggy Bank 5 cents Nickel Piggy Bank 5 cents  
Nickel Piggy Bank 5 cents Nickel Piggy Bank 5 cents Nickel Piggy Bank 5 cents Nickel Piggy Bank 5 cents  
Nickel Piggy Bank 5 cents Nickel Piggy Bank 5 cents Nickel Piggy Bank 5 cents Nickel Piggy Bank 5 cents  
Nickel Piggy Bank 5 cents Nickel Piggy Bank 5 cents Nickel Piggy Bank 5 cents Nickel Piggy Bank 5 cents  
Nickel Piggy Bank 5 cents Nickel Piggy Bank 5 cents Nickel Piggy Bank 5 cents Nickel Piggy Bank 5 cents  
Nickel Piggy Bank 5 cents Nickel Piggy Bank 5 cents Nickel Piggy Bank 5 cents Nickel Piggy Bank 5 cents

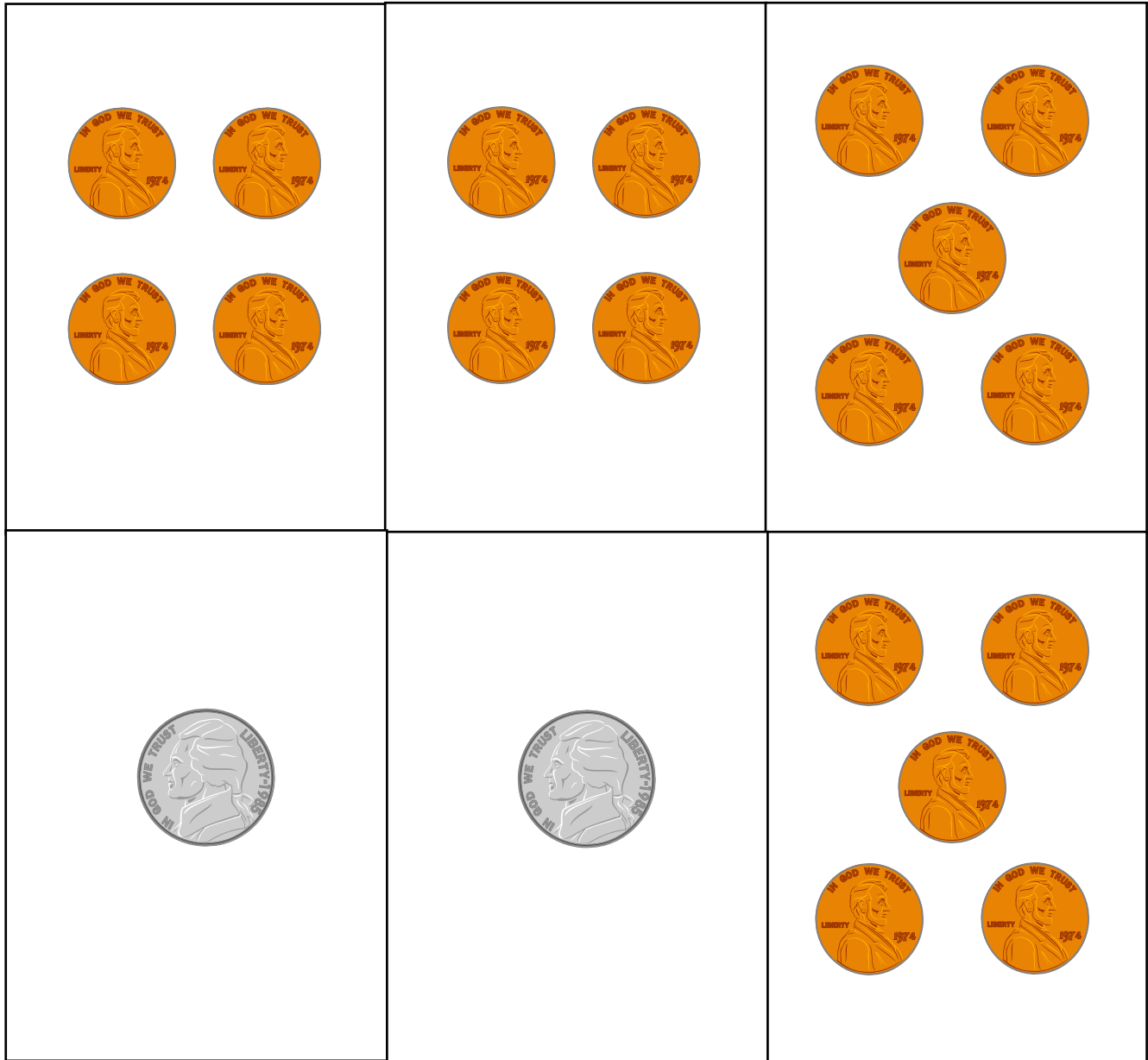
# Piggy Bank: Nickel Cards

# Piggy Bank: Nickel Cards

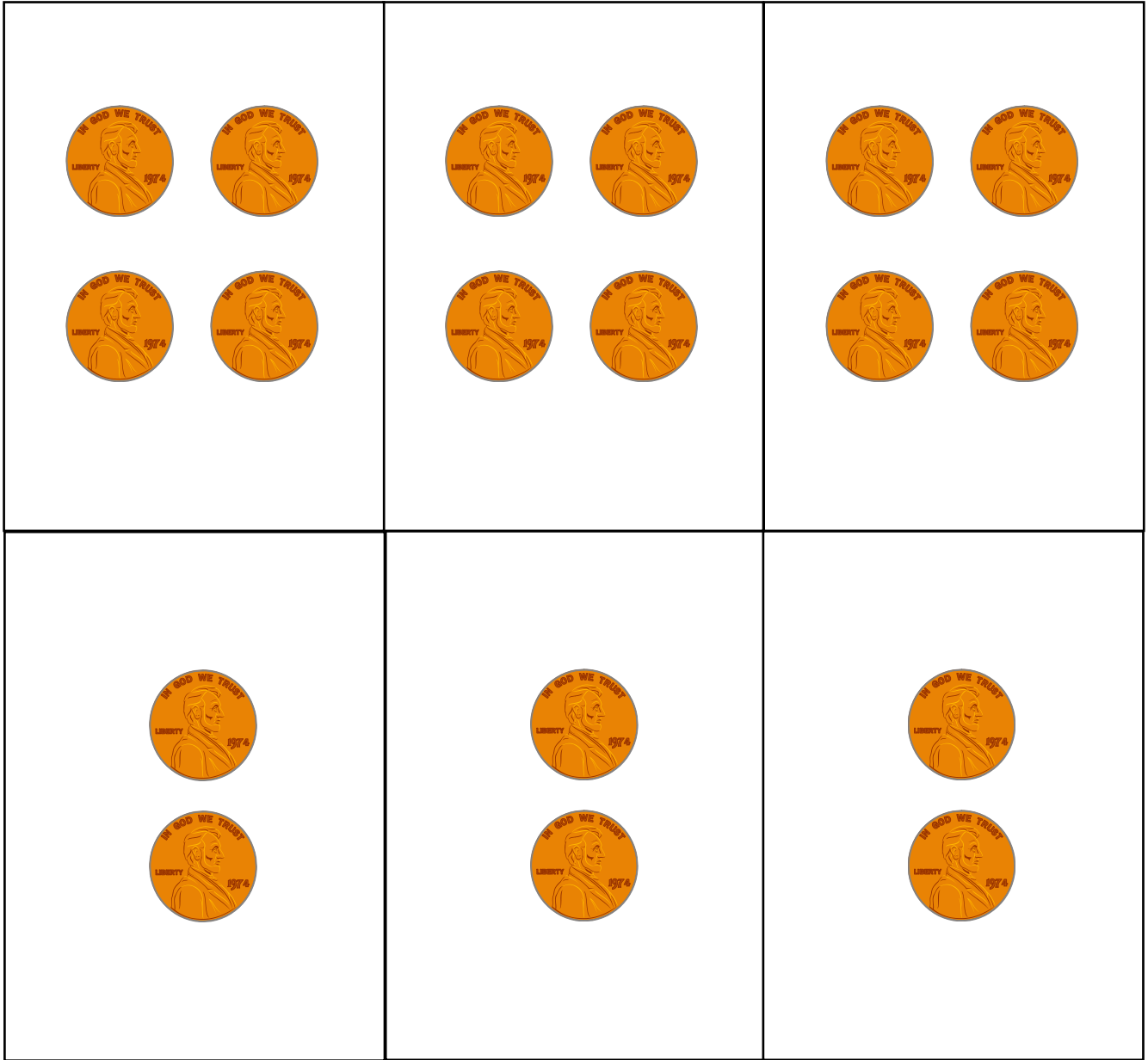
		
		
		

# Piggy Bank: Nickel Cards
















# Piggy Bank: Nickel Cards

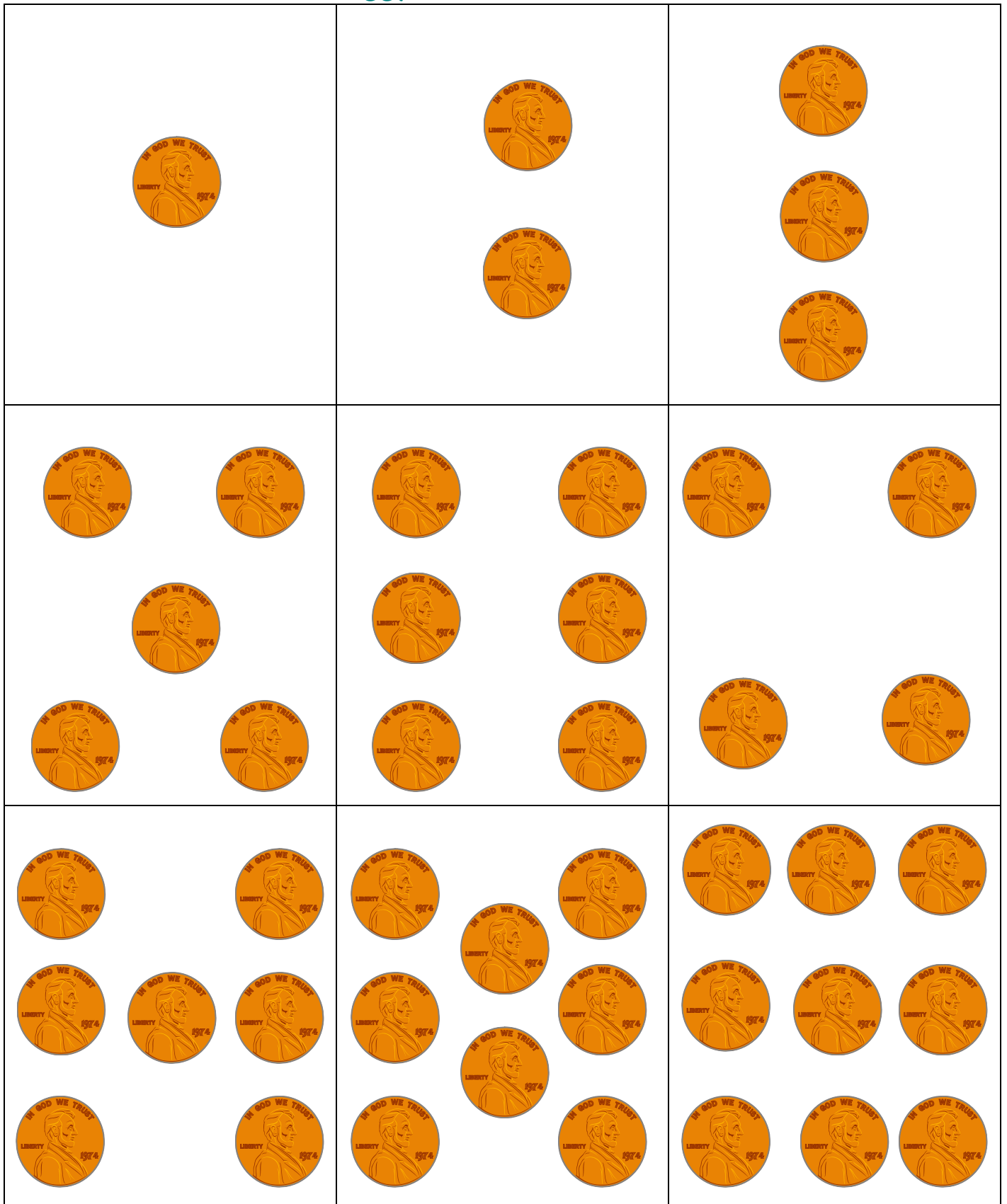













# Piggy Bank: Dime Cards


# Piggy Bank: Dime Cards



# Piggy Bank: Dime Cards

# Piggy Bank: Dime Cards














# Piggy Bank: Quarter Cards














# Piggy Bank: Quarter Cards

# Piggy Bank: Quarter Cards

# Piggy Bank: Quarter Cards

