

Notes for *Cover Up*

Level: Grades Pre-K-3

Recommended # of Players: 2-4

Materials: One *Cover* board for each player and enough objects (for example: beans, buttons, barrettes, pennies, plastic teddy bears, small pieces of paper, etc.) to cover all of the spaces on each player's board

Math Skills: One-to-one correspondence (*Beginner* and *Fifty Chips*); Addition and Doubles (other versions)

Mathematical benefits

Cover Up is a generic game with many different variations.

One-to-one correspondence: The beginner version is one of the most basic games for young children and is intended to improve their skills of one-to-one correspondence. The students are given practice in their one-to-one correspondence by counting the number of dots on the die after they roll. This game also provides students with an opportunity to improve their counting skills. Goals for children include turn-taking and counting (dots on the die).


Cover Up

Materials: *Cover Up* game boards (one per player), a die, and tokens to cover squares

Objective: To be the first person to cover up all the spaces on your board.

To Play:

1. Players each take one *Cover Up* board.
2. Players decide who will go first.
3. Players take turns rolling the die and counting the number of dots on the die. Players take that many tokens and place them on their boards, one token in each space.
4. The game ends when every space on one player's board is covered. That player is the winner.



Cover Up

Cover Up


Cover Up

Cover Up


Cover Up

Farm Yard Cover Up

Help the farmer round up the loose animals!




cow



sheep




pig



horse



chicken



duck



goat



dog



cat